



SAFE SCHOOLS/HEALTHY STUDENTS INITIATIVE STAFF SCHOOL CLIMATE SURVEY

The purpose of the Safe Schools/Healthy Students Staff School Climate Survey is to assess school staff perceptions of the learning environment in the following areas:

- Academic norms, standards, and priorities
- Working environment in the school
- Learning supports and barriers
- Staff-student relationships and staff supportive relationships
- Student connectedness to the school
- Problems posed by student risk behaviors (substance use, violence, and truancy)
- Staff and student safety
- Nature, communication, and enforcement of school rules/policies
- Availability of health and counseling services

The survey takes 7 to 8 minutes to complete.

RESPONSE RATES

The 2009 administration of the Staff School Climate Survey produced a 72 percent response rate with close to 27,000 school staff respondents:

- 2006 cohort (Year 3)—62 percent response rate
- 2007 cohort (Year 2)—84 percent response rate
- 2008 cohort (Year 1)—66 percent response rate

The 2010 administration included:

- 2006 cohort (Year 4)—77 percent response rate
- 2007 cohort (Year 3)—82 percent response rate
- 2008 cohort (Year 2)—69 percent response rate
- 2009 cohort (Year 1)—74 percent response rate

PRELIMINARY FINDINGS

- Ratings by elementary school staff were the most positive while ratings by high school staff were the least positive
- Ratings by administrators were more favorable than teachers for each of the scales
- There were several significant changes in scale ratings between administration periods

(Note: Findings limited to 2007 and 2008 cohorts that administered the survey through the NET; schools with a response rate less than 70 percent or greater than 100 percent were not included.)

CHANGES FROM 2009 TO 2010 ADMINISTRATION BY SCHOOL TYPE AND SCALE

	ELEMENTARY	MIDDLE	HIGH
Staff/Student Relationships	—	+	
Student Behaviors that Facilitate Learning	—	+	
School-level Norms and Standards		+	+
Perception of Student Violent Behavior		+	
Perception of School as a Safe Place		+	
Clear, Consistent Communication and Policy Enforcement			
Adequate Health/Counseling Services	+	+	
Perception of Problems with ATOD Use			

SAMPLE CHARACTERISTICS

2009 administration

➡ N = 7,953

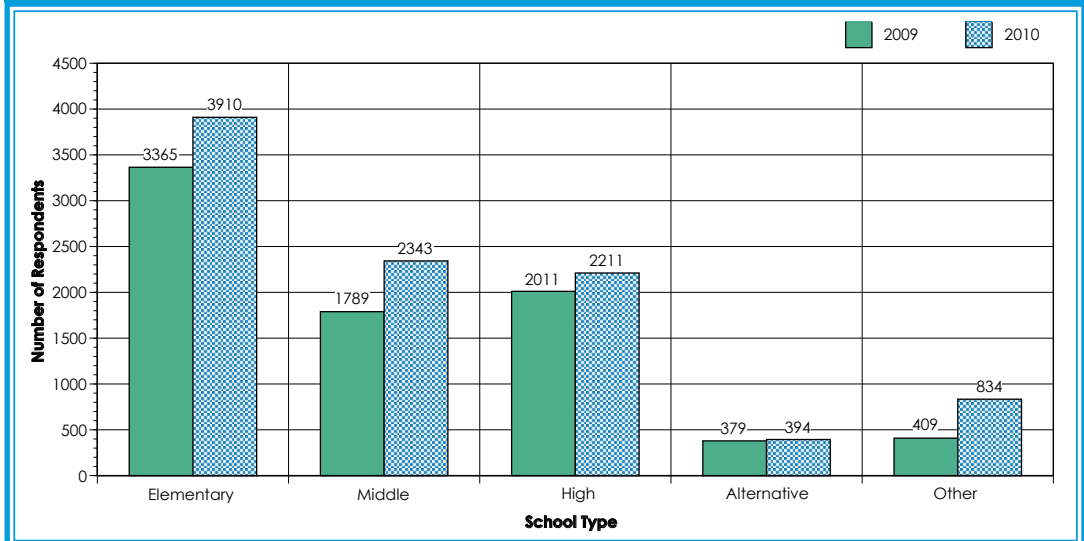
- ✓ 3,101 responses administered as a census (39 percent)
- ✓ 4,852 responses administered as part of a sample (61 percent)

2010 administration

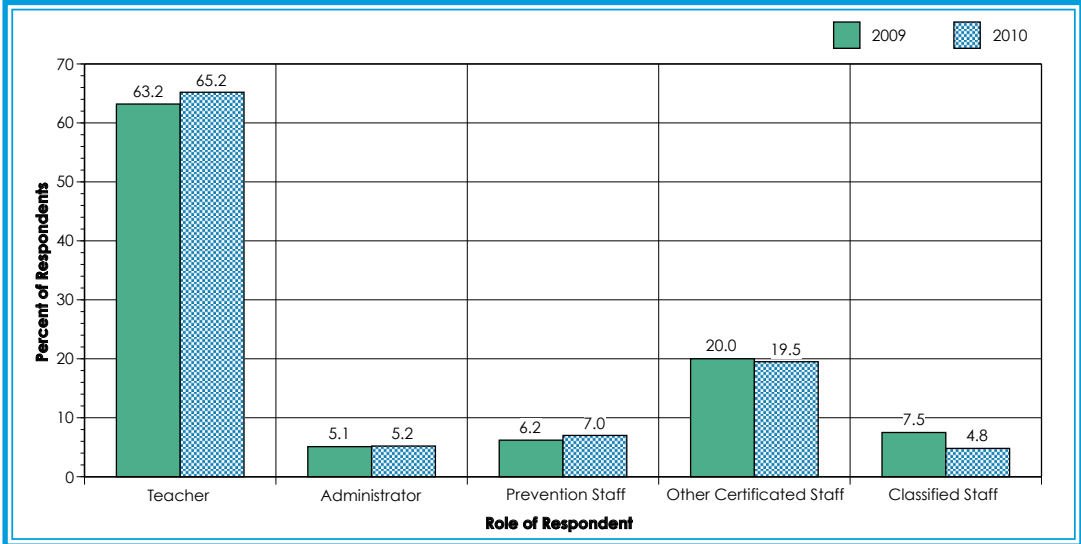
➡ N = 9,692

- ✓ 4,301 responses administered as a census (44 percent)
- ✓ 5,391 responses administered as part of a sample (56 percent)

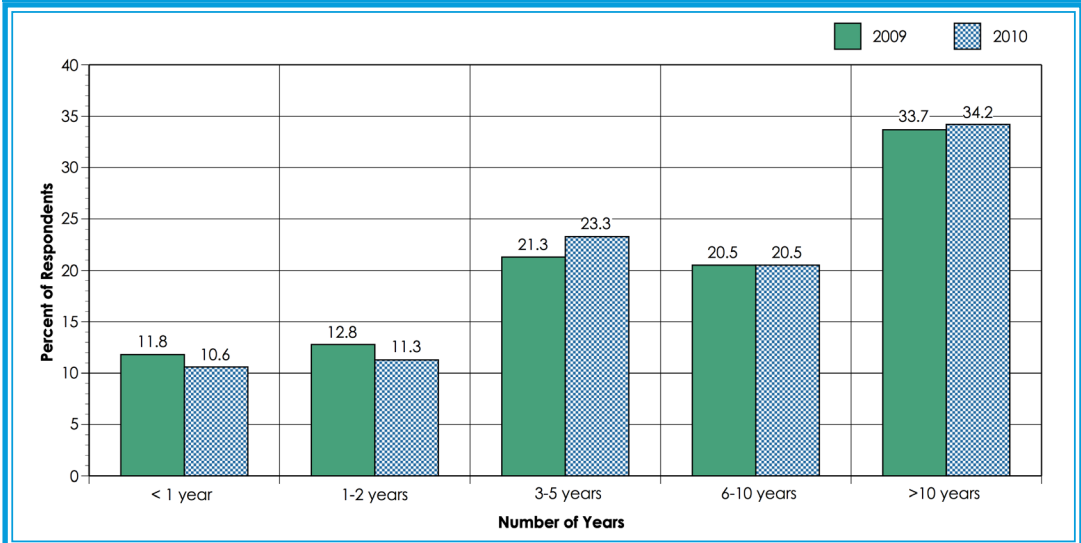
NUMBER OF RESPONDENTS BY SCHOOL TYPE AND YEAR OF ADMINISTRATION



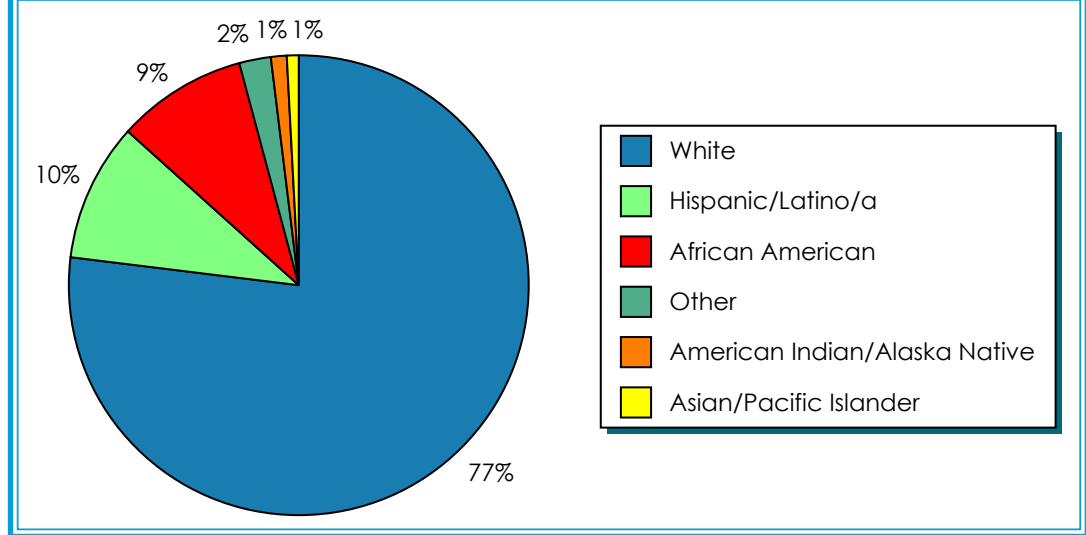
PERCENTAGE OF RESPONDENTS BY ROLE AND YEAR OF ADMINISTRATION



NUMBER OF YEARS RESPONDENT WORKED AT SCHOOL BY YEAR OF ADMINISTRATION



2009/2010 RACE/ETHNICITY OF RESPONDENTS



STAFF SCHOOL CLIMATE SURVEY SCALES AND ITEMS

Staff/student relationships (6 items, $\alpha=0.94$):

- Adults really care about every student
- Adults acknowledge and pay attention to students
- Adults want every student to do their best
- Adults listen to what students have to say
- Adults believe that every student can be a success
- Adults treat all students fairly

Student behaviors that facilitate learning (8 items, $\alpha=0.85$):

- Students are healthy and physically fit
- Students arrive at school alert and rested
- Students are motivated to learn
- Students are well behaved
- A problem with disruptive student behavior
- A problem with racial/ethnic conflict among students
- A problem with student depression or other mental health problems
- A problem cutting classes or being truant

School-level norms and standards (9 items, $\alpha=0.88$):

- School is a supportive and inviting place to learn
- School sets high standards for academic performance for all students
- School promotes academic success for all students

- School is welcoming to and facilitates parent involvement
- School is a supportive and inviting place for staff to work
- School encourages opportunities for students to decide things like class activities or rules
- School fosters an appreciation of student diversity and respect for each other
- Adults support and treat each other with respect
- Adults feel a responsibility to improve this school

Perception of student violent behavior (7 items, $\alpha=0.87$):

- A problem with harassment or bullying among students
- A problem with physical fighting among students
- A problem with lack of respect of school staff by students
- A problem with gang-related activity
- A problem with weapons possession
- A problem with vandalism (including graffiti)
- A problem with theft

Perception of school as a safe place (2 items, $\alpha=0.93$):

- School is a safe place for students
- School is a safe place for staff

Clear, consistent communication and enforcement of policies (2 items, $\alpha=0.86$):

- School clearly communicates to students the consequences of breaking school rules
- School effectively handles discipline and behavioral problems

Adequate health/counseling services (3 items, $\alpha=0.67$):

- School provides adequate counseling and support services for students
- School provides adequate health services for students
- School provides students with healthy food choices

Perception of problems with ATOD use (2 items, $\alpha=0.91$):

- A problem with student alcohol and drug use
- A problem with student tobacco use