

# Project LAUNCH Evaluation

**Webinar #4**  
**November 20, 2009**



# **Project LAUNCH Evaluation: A Partnership between SAMHSA and ACF**

---

**OPRE/ACF: Conducts research and policy analyses, and develops and oversees research and evaluation projects to assess program performance and inform policy and practice for ACF program divisions.**

**ACF Project Officers are:**

- **Maria.Woolverton@acf.hhs.gov**
- **Laura.Hoard@acf.hhs.gov**



# Three Primary Evaluation Components

---

## ■ Local Evaluations

## ■ Cross-Site Evaluation

- Annual site visits
- Biannual web-based data collection
- Synthesis of rigorous local evaluations


## ■ Federal Reporting Requirements

- GPRA performance measures
- Mid-year and end-of-year progress reports
- TRAC and parent surveys (under development)

# Raise Your Hand When You see Your Cross-Site Evaluator

---

**Click to  
“raise your  
hand”**



# ABT CSE Team

---

- Deborah\_Walker@abtassoc.com
- Principal Investigator/  
Project Director
- 617-349-2390
- Kansas
- Illinois



# Abt CSE Team

---

- **Barbara\_Goodson@abtassoc.com**
- **California**
- **Wisconsin**
- **(New Mexico)**



# Abt CSE Team

---

- **Meg\_Gwaltney@abtassoc.com**
- **North Carolina**
- **(Red Cliff)**
- **(Washington)**



# Abt CSE Team

---

■ Sue\_Pfefferle@ abtassoc.com

■ Iowa





# Abt CSE Team

---


- **Alyssa\_Rulf\_Fountain@abtassoc.com**
- **Oregon**
- **(Arizona)**



# Abt CSE Team

---

- **Caryn\_Nagler@ abtassoc.com**
- **Ohio**
- **District of Columbia**



# Abt CSE Team

---

- **Amy\_Checkoway@ abtassoc.com**
- **Michigan**
- **New York**



# Abt CSE Staff

---

- Catherine\_Dun\_Rappaport@ abtassoc.com
- Massachusetts
- (Maine)



# Abt CSE Staff

---

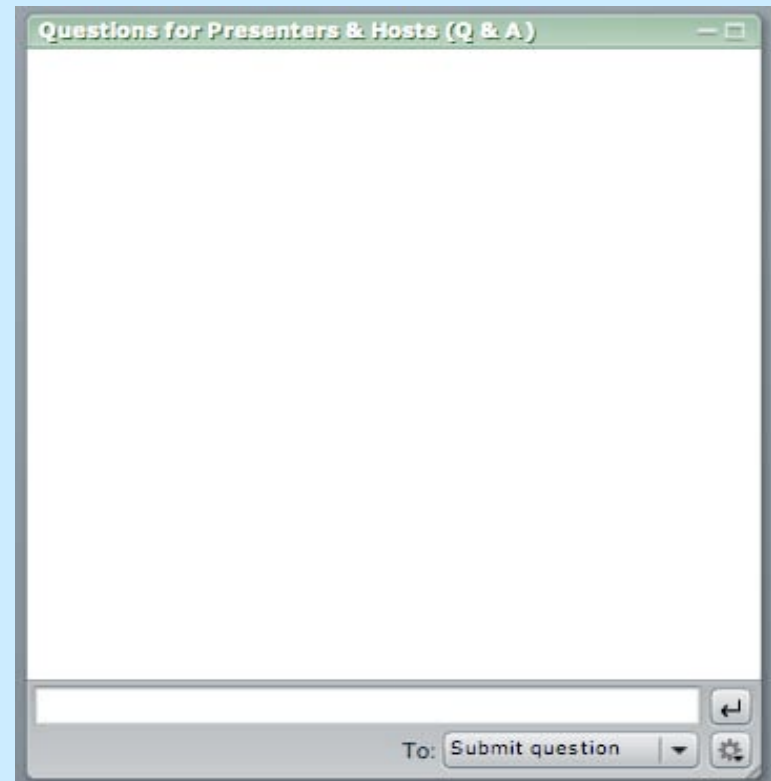

- Jacey\_Greece@ abtassoc.com
- (Rhode Island)



# Questions and Discussion

---

**Click to  
“raise your  
hand” or**

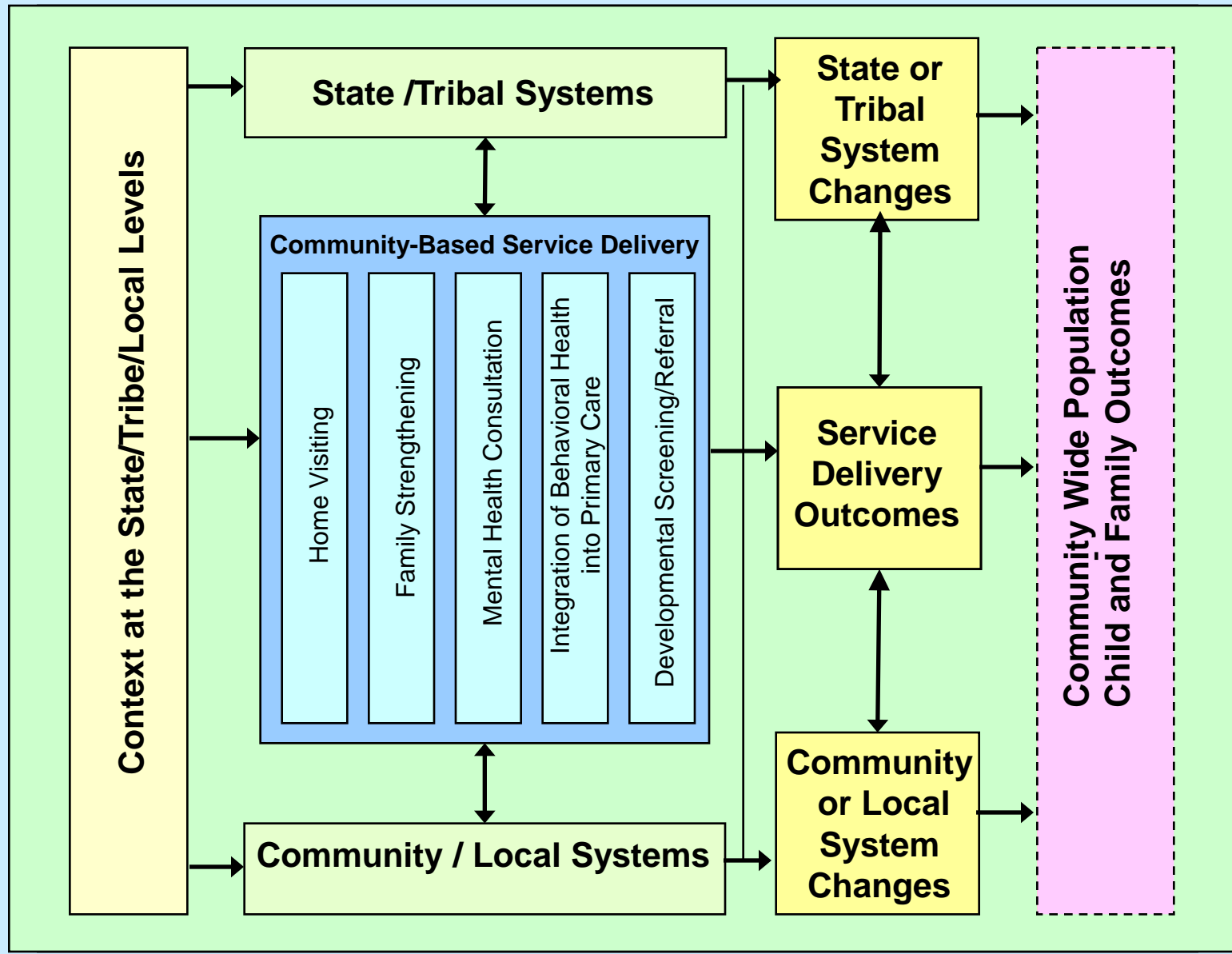


# Project LAUNCH Uses A Public Health Approach

---

- **Is systems-based**
- **Relies on a social ecological model**
- **Uses tiered prevention strategies (universal, indicated, promotion)**
- **Seeks to reduce risk factors and increase protective factors**
- **Assumes population change requires multiple strategies working together at the community level**

# Project LAUNCH Cross-site Evaluation Framework





# **Types of LAUNCH Grantee Activities:**

---

- **Activities to promote systems changes at State/Tribal level**
- **Activities to promote systems changes at local community level**
- **Service delivery activities in the local child and family service system**

# Activities to Promote Systems Changes

---

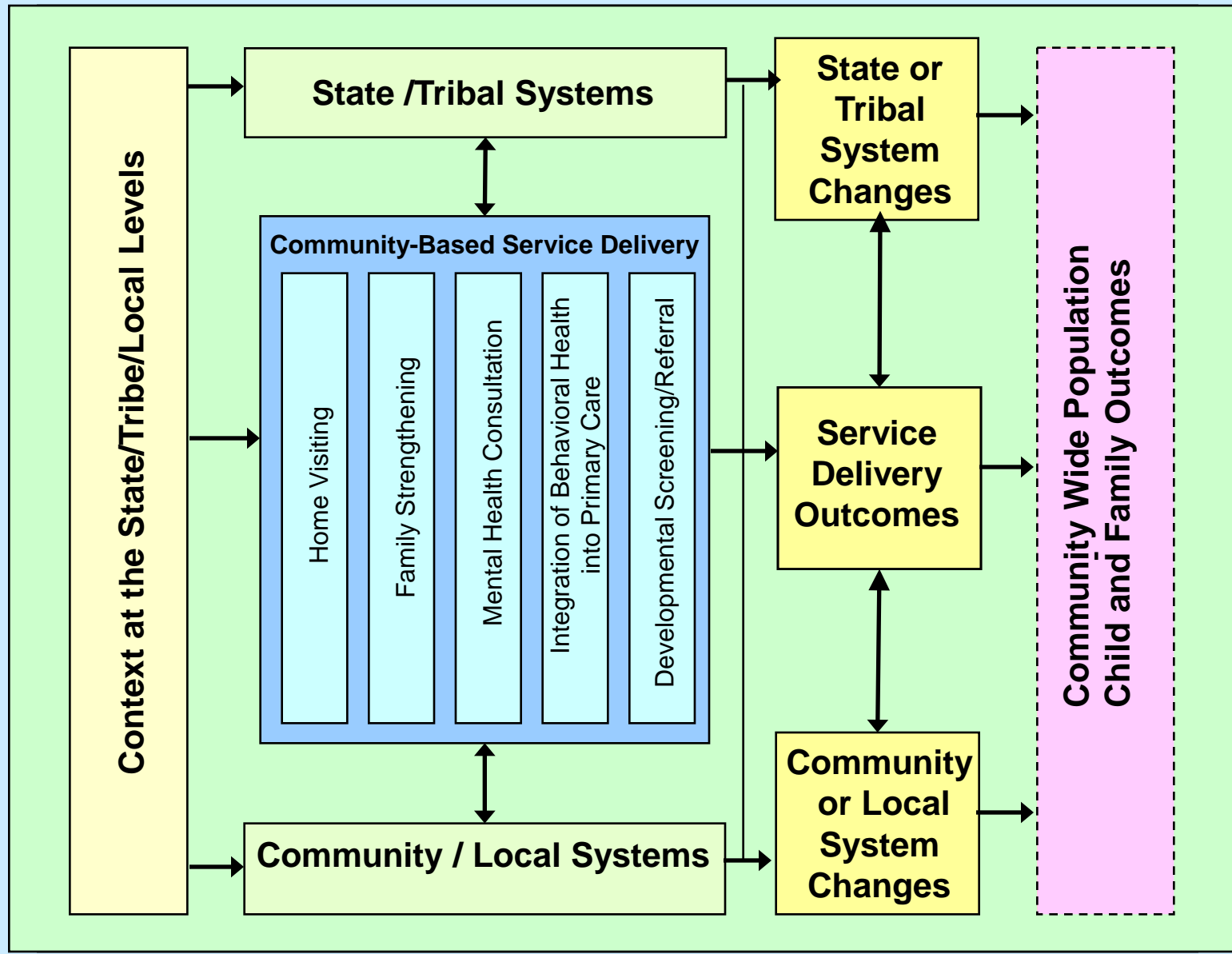
- Child Wellness Councils (State/Tribal & local)
- Coordination of programs, supports, services
- Policy development
- Raising awareness of child wellness
- Changes in financing of programs & services
- Organizational restructuring

# Activities to Enhance Local Services

---

- **New/expanded services in 5 strands**
- **Adoption of evidence-based practices to change risk and protective factors for children and families**
- **Service delivery that is family-centered, culturally competent**

# Project LAUNCH Cross-site Evaluation Framework



# CSE Evaluation Research Questions: Context and Systems

---

- **Context at the State/Tribal and local levels**
- **Changes initiated by LAUNCH in infrastructure, legislation and other policies at the State/Tribal and local community levels**
- **Systems outcomes of these changes**

# CSE Evaluation Research Questions: Services

---

- **Child or family services initiated/enhanced by LAUNCH in the 5 strands**
- **Service system outcomes**
  - Adoption of high-quality, evidence-based practices implemented with fidelity to program models
  - Services that reach the identified target population
  - Workforce that is better trained and supported to address children's mental and behavioral health

# CSE Evaluation Research Questions: Impacts on Children and Families

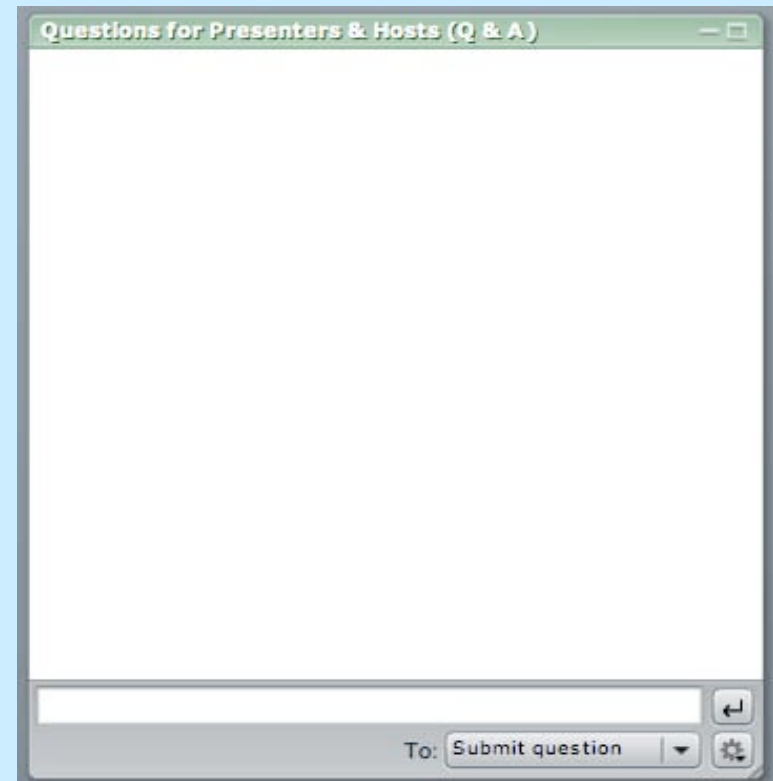

---

- **Impact of local evidence-based practices on children and parents**
- **Community-wide effect on the physical, cognitive, social, emotional, and behavioral health of young children**

# Questions and Discussion

---

**Click to  
“raise your  
hand” or**





# CSE Data Collection: Site Visits

---

- **Fall of each year to each grantee**
- **Three broad topics covered**
  - Context at State/Tribal and local levels
  - Systems changes
  - Service delivery
    - Implementation challenges
    - Fidelity of implementation to selected evidence-based model or best practice
    - Progress towards adoption/maintenance of evidence-based model or best practices

# CSE Data Collection: Web Portal

---

- **Data entry semi-annually (October & April)**
- **Varying schedule of data collection**
  - Systems measures collected annually
  - Services measures collected semiannually
- **First data collection for Cohort 2: Fall 2010**

# CSE Data Collection: Web Portal

---

- **Systems and systems changes in the state/Tribe/community**
- **Services planned and delivered in 5 strands**
- **Outcomes of services**
  - Families reached
  - Services delivered
  - Providers trained
  - Demographics of children and families served

# CSE Data Collection: Web Portal

---

- **Data on systems and systems changes at the state/Tribe/community levels**
  - Composition and achievements of Councils on Young Child Wellness
  - Collaborative partners in LAUNCH
  - Implementation factors (challenges & facilitators)
  - Accomplishments of Project LAUNCH activities
  - Program outreach or public awareness activities
  - Workforce development activities
  - Quality monitoring and evaluation activities
  - Strategies to ensure sustainability

# CSE Data Collection: Web Portal

---

## ■ Data on services and service delivery

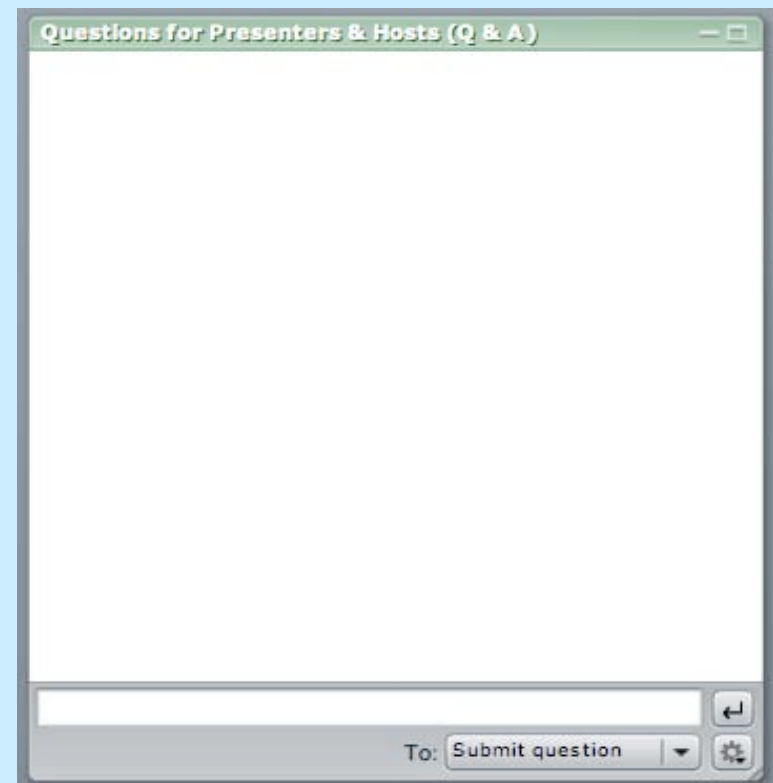

- Services supported by LAUNCH
- Target groups for each service: # and characteristics of children and families to be served,
- # and types of providers and provider settings to deliver the services
- # of children/families served
- # of providers and their settings involved in delivering services
- # of providers trained and changes that providers report in their practices and work settings

Fidelity of implementation of services

# Questions and Discussion

---

**Click to  
“raise your  
hand” or**



# CSE Data Collection: Synthesis of Impacts on Children and Families

---

- **Data about effects of local services on children and families, collected by grantees**
  - Collected only if local evaluators are implementing experimental or quasi-experimental designs
- **Data about community-wide effects on population outcomes**
  - CSE will work with grantees to develop options

# SAMHSA Data Collection Needs

---

## ■ Federal reporting requirements

- GPRA measures: to be collected via the web portal twice a year as part of systems and services measures
- TRAC measures: Prevention and Infrastructure domains (under development)
- Parent surveys (completed at end of service)

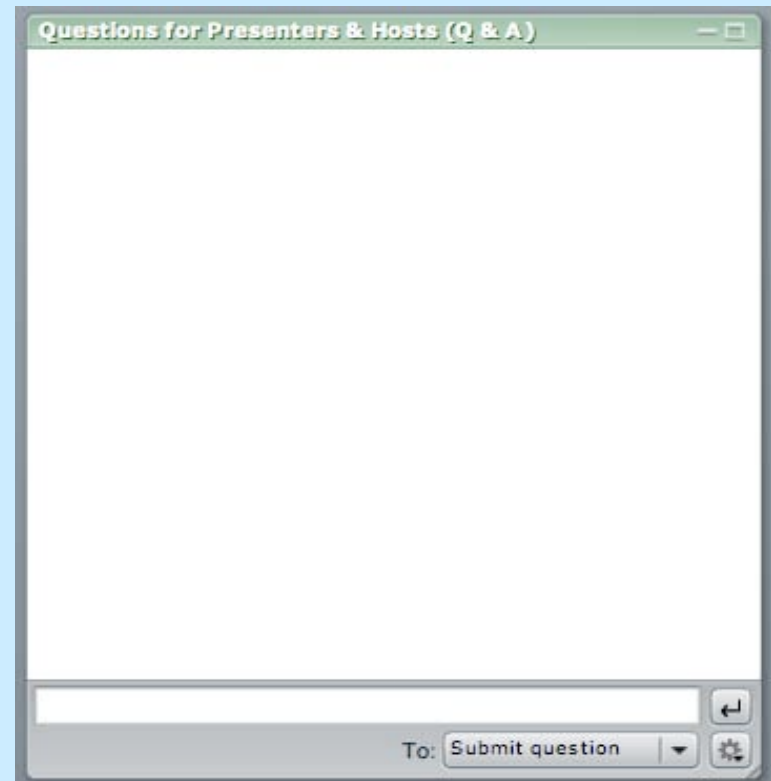

## ■ Mid-year and end-of-year grantee progress reports (including local evaluation report findings)



# Questions and Discussion

---

**Click to  
“raise your  
hand” or**



# Next Steps

---

- **CSE team member will be on monthly calls with SAMHSA and Technical Assistance liaison**
- **CSE team will meet with all evaluators at grantee meeting to:**
  - Present CSE data collection tools and timelines
  - Discuss each grantee's local evaluation plan
  - Discuss population based measures available in each community

# Next Steps

---

- **CSE will provide ongoing technical assistance and updates on the CSE and local evaluation plans**
- **Contact your evaluation liaison if you have questions**
- **Send your local evaluator name, e-mail and telephone number to:  
[deborah\\_walker@abtassoc.com](mailto:deborah_walker@abtassoc.com)**

# Contact List of CSE Liaisons

Cohort 2 Grantees	CSE Liaison
Illinois Kansas	<b>Deborah Walker</b> Deborah_Walker@abtassoc.com (617) 349-2390
California Wisconsin	<b>Barbara Goodson</b> Barbara_Goodson@abtassoc.com
North Carolina	<b>Meg Gwaltney</b> Meg_Gwaltney@abtassoc.com
Iowa	<b>Sue Pfefferle</b> Sue_Pfefferle@ abtassoc.com
Oregon	<b>Alyssa Rulf Fountain</b> Alyssa_Rulf_Fountain@abtassoc.com
District of Columbia Ohio	<b>Caryn Nagler</b> E-mail: Caryn_Nagler@ abtassoc.com
Michigan New York	<b>Amy Checkoway</b> Amy_Checkoway@ abtassoc.com
Massachusetts	<b>Catherine Dun Rappaport</b> Catherine_Dun_ Rappaport@ abtassoc.com

# Questions and Discussion

---

**Click to  
“raise your  
hand” or**

